



Oral Health Needs Assessment – Illinois Statewide Oral Health Network

Sharon Clough, RDH, MS ED¹ Julie Janssen, RDH, MA, CDHC²

¹ Illinois Primary Health Care Association, Chicago, IL
² Illinois Department of Public Health, Springfield, IL

INTRODUCTION

The Illinois Oral Health Plan II (2007) states that one of the strategies for improving oral health care in Illinois is developing partnerships with stakeholders that share similar oral health values and goals. Accordingly, Illinois Department of Public Health Division of Oral Health (IDPH DOH) collaborated with Illinois Primary Health Care Association (IPHCA) to establish an Oral Health Network (OHN). Through this partnership, IPHCA has demonstrated its conviction to providing assistance in expanding oral health capacity.

The Oral Health Network (OHN) went into action in January 2008 when IPHCA hired a dental hygienist to coordinate the network. The position is funded by a four-year grant from Illinois Department of Public Health.

PURPOSE

An oral health needs assessment of community health centers and community dental clinics was conducted to identify the needs and barriers to expanding capacity of oral health care for the underserved population of Illinois. The results of the survey will help determine the function and activities of the OHN.

Counties with Survey Responses



Counties with Survey Responses

The survey was distributed in August 2008 to IPHCA members and an amended survey with questions appropriate for community dental clinics was distributed to the community dental clinics in September 2008. The map above identifies the counties from which responses were received.

ADDRESSING THE NEEDS

Survey data indicates the following directives for the OHN action plan: advocate for additional funding, provide staff training, address recruitment needs and create a common agenda to gain buy-in from diverse stakeholders. While the OHN is in its early stages and an action plan is still in the developmental stages, actions have been taken to meet some of the needs indicated by the results of the survey.

IPHCA is taking an active role in providing recruitment services to its members. Community dental clinics have been provided recruitment resources. The OHN coordinator attends foundational and agency committee meetings to advocate for the expansion of oral health services and increased funding. Quarterly OHN meetings and workshops provide opportunities for networking, technical assistance and training.

Survey data has been made available to the public and can be used by public health sectors for grant writing purposes, expansion planning initiatives, and for evaluation purposes. In addition, survey data was used in the development of a data base and maps that identify the location of the safety net dental clinics in Illinois.

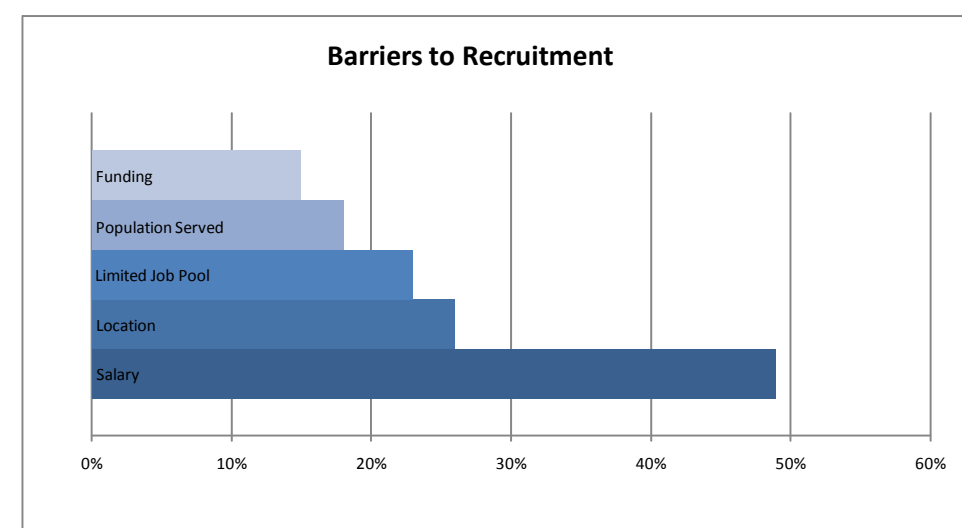
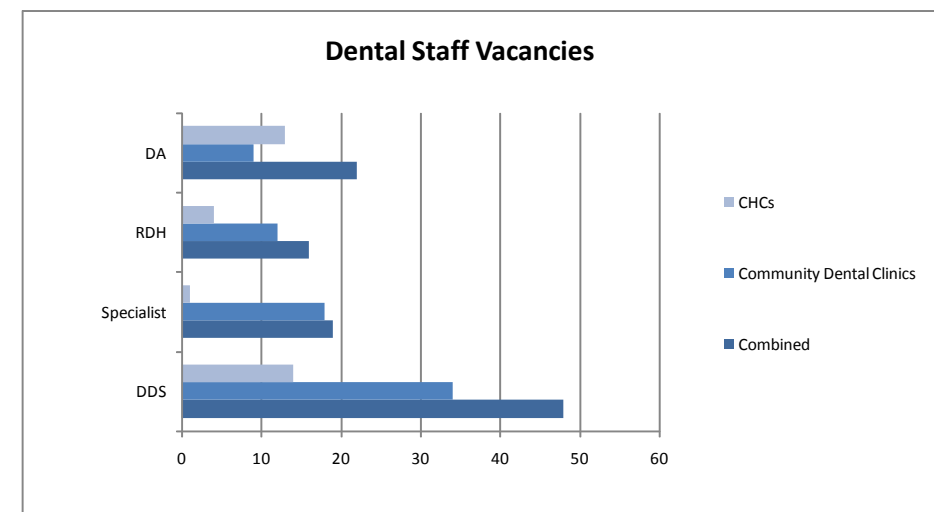
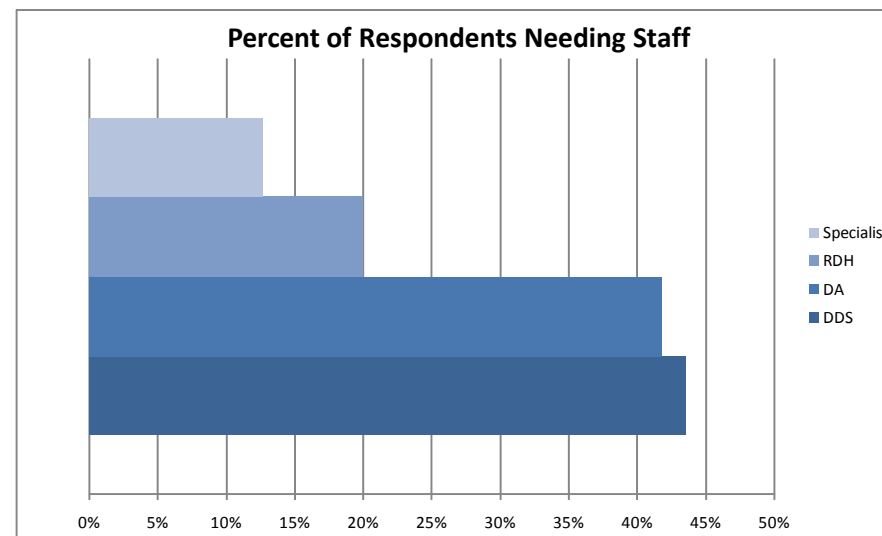


RESULTS

125 surveys were distributed; 65 organizations responded (52% response rate) representing 97 dental clinics. The survey indicated the following needs/barriers to increasing the capacity of oral health care:

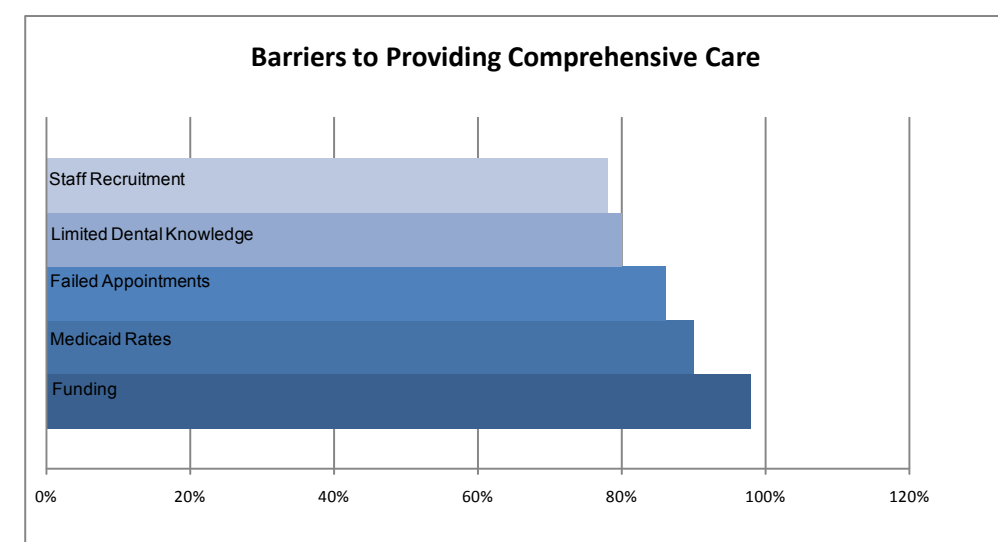
Recruitment

Recruitment of dental staff: While recruitment needs were much greater for community dental clinics as opposed to CHCs, the 55 clinics that responded have **48 vacancies for dentists, 22 vacancies for dental assistants, 19 vacancies for a specialist dentist and 16 vacancies for dental hygienists. Recruitment needs for specialists were much greater for community dental clinics. Of the 19 vacancies for specialist dentist, 18 of the vacancies were at community dental clinics.**

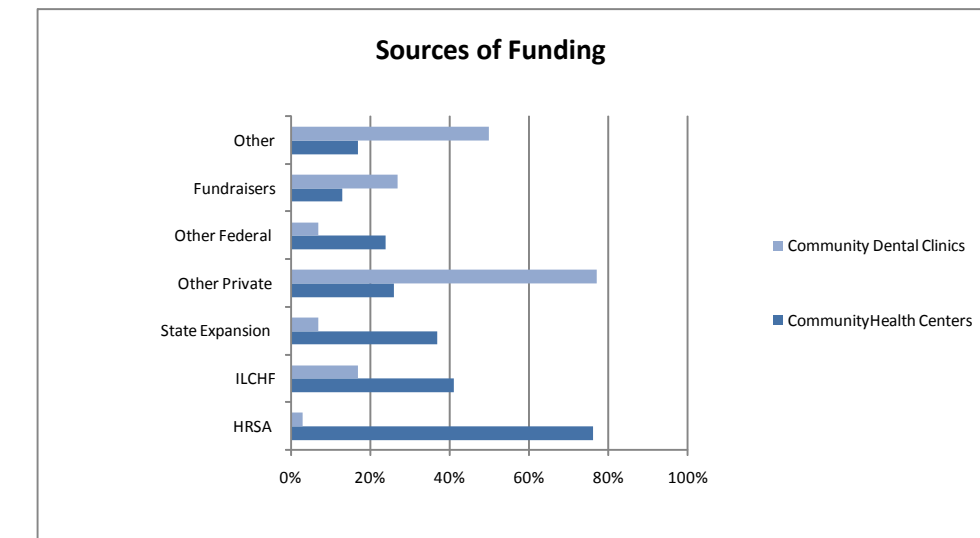
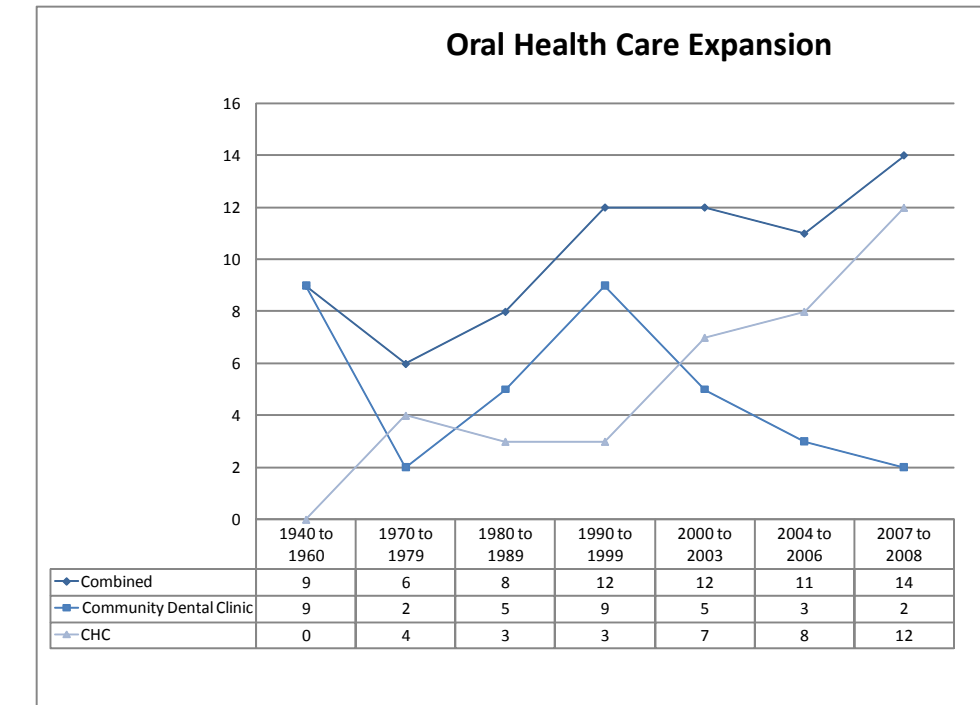


Providing Comprehensive Care

Funding for the provision of comprehensive dental care: Of 48 responses, the top barrier to providing comprehensive dental care was **funding - 98%**



Funding and Increasing Capacity

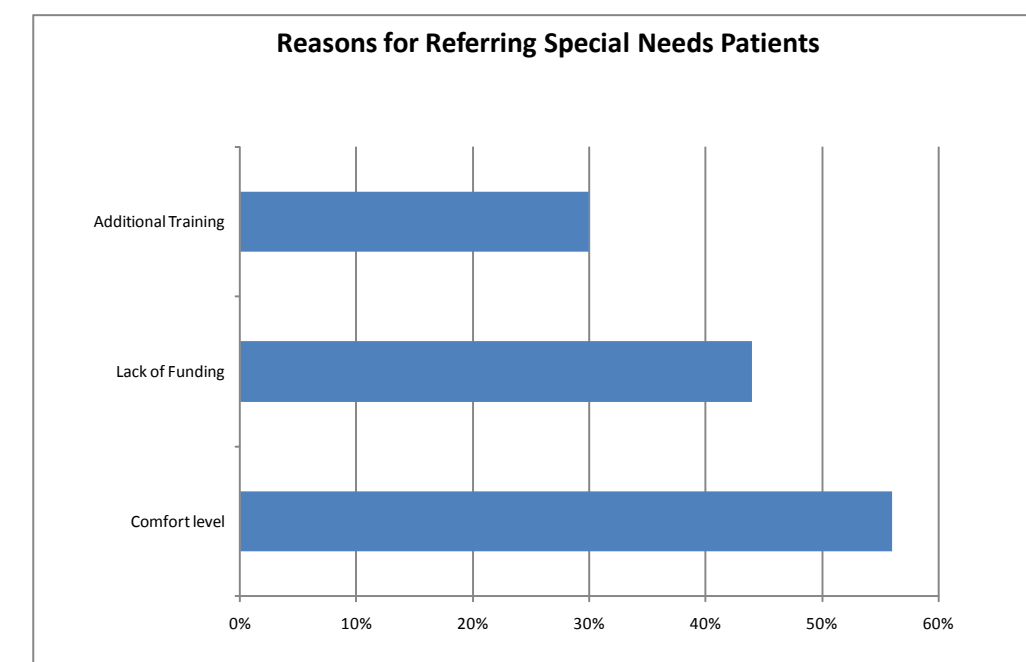


Funding for expansion of dental services: Of 52 responses, the top barrier to expansion was **capital funding - 92%**

Barriers	Percent of Very Important or Important for Each Barrier (FQHC)	Percent of Very Important or Important for Each Barrier (Community Dental Clinic)	Percent of Very Important or Important for Each Barrier (Combined Results)
Capital Funding	92%	92%	92%
Medicaid Rates	92%	75%	85%
HRSA Funding	92%	29%	62%
Lack of Resources	81%	83%	83%
Inadequate Space	77%	63%	69%
DDS Recruitment	62%	67%	63%

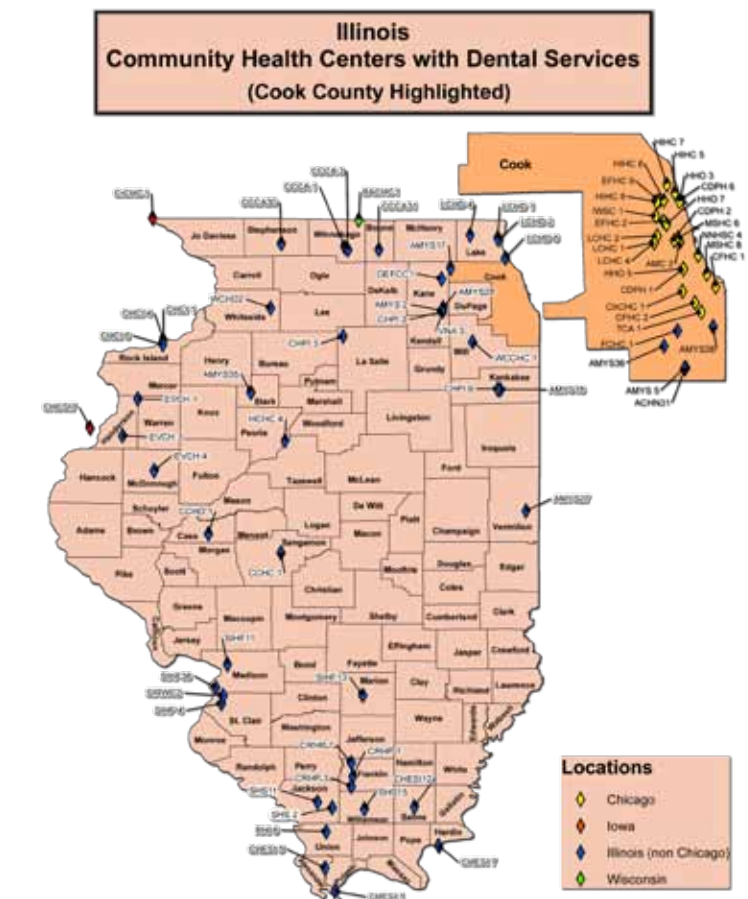
Training

Training, especially for treatment of special needs populations: 56% of organizations referring out patients with special needs do so because of **limited expertise of the provider**; 44% refer out due to **funding challenges**.



MAPS

Using survey data as well as data provided by IPHCA and IDPH DOH, maps were developed to identify the locations of the safety net dental clinics in Illinois. The maps as well as a legend are available to the public on IPHCA's website.

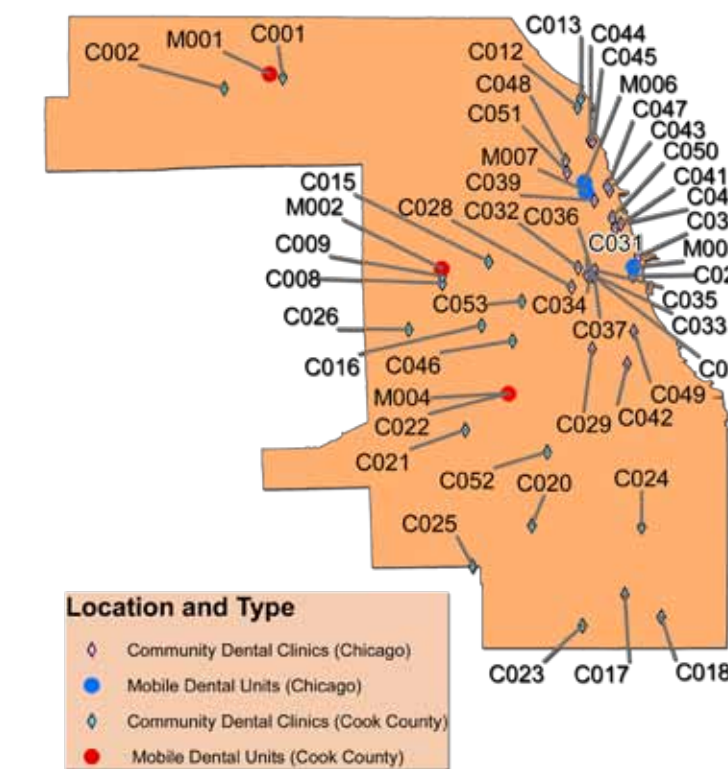


Illinois Community Dental Clinics and Mobile Dental Units (Excluding Cook County)



Location and Type

Cook County Community Dental Clinics and Mobile Dental Units



Location and Type

ACKNOWLEDGEMENTS

The Illinois Primary Health Care Association Oral Health Network is funded by a four year grant from Illinois Department of Public Health.